





























































WTOC 2011**2011-08-16 to 2011-08-17**

Class: Open		08-16			08-17			Total		
Name	Clubb	Points	Sec	Plac	Points	Sec	Plac	Points	Sec	
1	KONTKANEN Lauri	 FINLAND	21	21.5	11	22	27	1	43	48.5
2	RUSANEN Antti	 FINLAND	22	46	7	21	39	5	43	85
3	TISLJAR Ivo	 CROATIA	22	51.5	8	21	63.5	7	43	115
4	LESTINSKY Tomas	 CZECH REPUBLIC	21	29	12	21	31	4	42	60
5	KIMURA Haruo	 JAPAN	21	29.5	13	21	92	9	42	121.5
6	BIRO Fruzsina	 HUNGARY	20	105	27	22	68	2	42	173
7	WAHLGREN Lennart	 SWEDEN	22	37	6	19	33	22	41	70
8	HOLLINGER Wilbert	 IRELAND	21	41	14	20	40	11	41	81
9	MADELLA Remo	 ITALY	21	44	15	20	44	12	41	88
10	KEWLEY John	 GREAT BRITAIN	22	26	3	19	82.5	25	41	108.5
11	GERDTMAN Stig	 SWEDEN	20	81	24	21	46	6	41	127
12	FREDHOLM Martin	 SWEDEN	22	20	2	19	109	29	41	129
13	MICHELOTTI Guido	 ITALY	21	66	16	20	66	14	41	132
14	JULLUM Martin	 NORWAY	20	78	23	21	69	8	41	147
15	TURTO Jari	 FINLAND	22	95	9	19	72.5	24	41	167.5
16	GIESELER Christian	 GERMANY	22	35	5	19	147	31	41	182
17	RUKSANE Zita	 LATVIA	20	31	19	20	58	13	40	89
18	LAISEV Aleksei	 ESTONIA	21	16	10	19	86.5	26	40	102.5
19	KROG SCHULZ Maria	 DENMARK	20	83	25	20	97	18	40	180
20	STRAUBE Anne	 GERMANY	20	134	28	20	100.5	19	40	234.5
21	KERESTES Krešo	 SLOVENIA	22	18	1	17	26	40	39	44
22	FORST Libor	 CZECH REPUBLIC	20	32	20	19	48	23	39	80
23	WIKSELL Marit	 SWEDEN	20	74	22	19	14	21	39	88
24	MANKUS Guntars	 LATVIA	22	33.5	4	17	56	41	39	89.5
25	KACIN Emil	 SLOVENIA	19	88.5	37	20	87	16	39	175.5
26	STRAUBE Hanka	 GERMANY	19	110	38	20	95	17	39	205
27	SLOVAK Miroslav	 CZECH REPUBLIC	20	28	18	18	98.5	38	38	126.5
28	ØIEN Geir Myhr	 NORWAY	19	49	32	19	94.5	28	38	143.5
29	DITCHFIELD Ian	 GREAT BRITAIN	19	73	34	19	92	27	38	165
30	BERTOL Ivica	 CROATIA	20	87	26	18	83.5	35	38	170.5
31	WAALER Lars Jakob	 NORWAY	16	15.5	50	21	14	3	37	29.5
32	VOGELIUS Vibeke	 DENMARK	19	41.5	31	18	42.5	34	37	84
33	KYRYCHENKO Vitaliy	 UKRAINE	19	21	29	18	86.5	36	37	107.5
34	CHERNYSH Tetiana	 UKRAINE	18	40.5	40	19	113	30	37	153.5
35	PEREIRA Nadine	 FRANCE	20	58.5	21	17	163	46	37	221.5
36	YAMAGUCHI Takuya	 JAPAN	17	152	49	20	122.5	20	37	274.5
37	CERESER Elvio	 ITALY	18	85.5	44	19	193	33	37	278.5
38	HORJAN Zdenko	 CROATIA	16	95	53	20	24.5	10	36	119.5
39	ILYUSHIN Alexander	 RUSSIA	18	81.5	43	18	105	39	36	186.5
40	HEIKOOP Mark	 NETHERLANDS	19	22	30	16	80	48	35	102
41	GAIDELIS Janis	 LATVIA	18	58	42	17	62	42	35	120
42	OPANASENKO Mykola	 UKRAINE	19	75	35	16	46	47	35	121
43	LARSEN Lars Ole	 DENMARK	18	42	41	17	93	44	35	135
44	DODIER Rodolphe	 FRANCE	19	53.5	33	16	113.5	51	35	167
45	OKUBO Yusuke	 JAPAN	18	100	46	17	92.5	43	35	192.5
46	AHLWEDE Karl M.	 UNITED STATES OF AMERICA	14	85	57	20	84	15	34	169
47	CIZEK Timi	 SLOVENIA	16	107	54	18	89	37	34	196
48	EBRIGHT Richard Y.	 UNITED STATES OF AMERICA	19	84.5	36	14	162	57	33	246.5
49	CRAWFORD Sharon	 UNITED STATES OF AMERICA	16	129	55	17	120	45	33	249
50	MILIAUSKAITE Grita	 LITHUANIA	14	181	58	19	170	32	33	351
51	KOVALCSIK István	 HUNGARY	16	22	51	16	90	50	32	112
52	HUGUET Carine	 FRANCE	18	110	47	14	39	53	32	149
53	STYUNINA Nataliya	 RUSSIA	18	23.5	39	14	146	56	32	169.5
54	GARTSIDE Alan	 IRELAND	17	84.5	48	14	92	55	31	176.5
55	MUNILLA Roberto	 SPAIN	18	97	45	13	161.5	60	31	258.5
56	BUTRIMAS Evaldas	 LITHUANIA	16	44	52	14	196	59	30	240
57	ZIELCZYNSKI Piotr	 POLAND	16	129	55	13	194	61	29	323
58	TAN Xiaoping	 CHINA	14	202	59	15	175	52	29	377
59	NUZHNYI Viacheslav	 RUSSIA	10	147.5	63	16	87	49	26	234.5
60	KEIGHLEY Dick	 GREAT BRITAIN	12	178	60	14	191.5	58	26	369.5
61	ROBILOTTA Winston	URUGUAY	11	82	61	14	90.5	54	25	172.5
62	ZIELCZYNSKA Julia	POLAND	11	126.5	62	11	90.5	62	22	217
63	LIEKMANIS Evaldas	LITHUANIA	20	26	17	0	0	64	20	26
64	ZHAO Dong	CHINA	9	171	64	9	176.5	63	18	347.5

Programming by Martin Fredholm